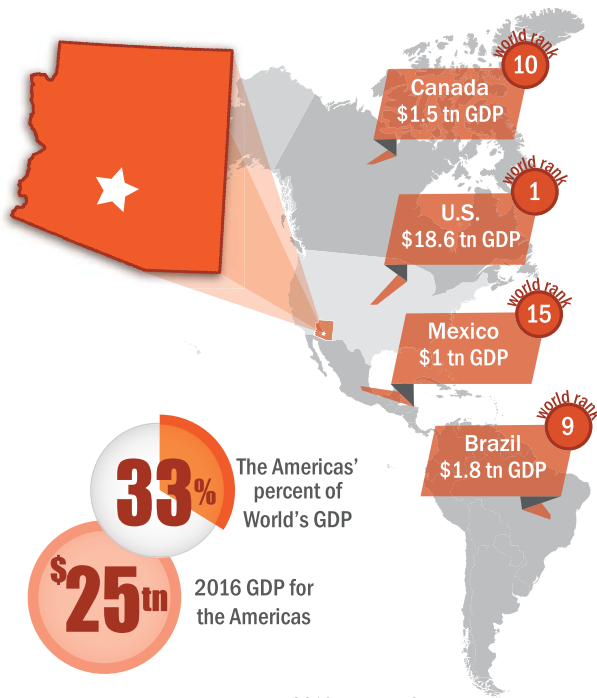


# PHOENIX IS HOT

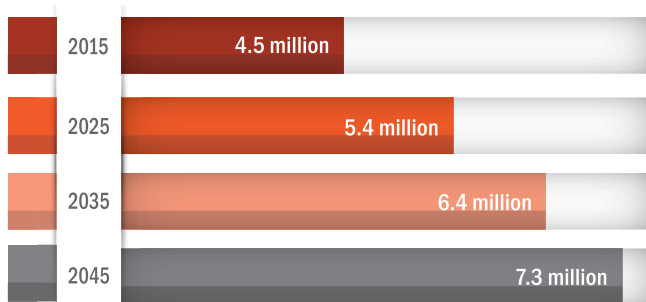


Connecting the Americas



Source: International Monetary Fund, 2016 Nominal GDP

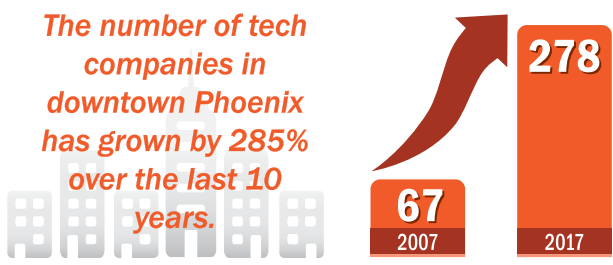
## Projected Population Growth



Source: Maricopa Association of Governments (MAG), 2016 Socioeconomic Projections

## Downtown Tech Companies

The number of tech companies in downtown Phoenix has grown by 285% over the last 10 years.



## People and Jobs

**5<sup>th</sup>**

### Population

Phoenix is the 5th largest city in the U.S.

**2<sup>nd</sup>**

### Jobs

Phoenix is 2nd in the nation in High Tech job growth.

**8<sup>th</sup>**

### Future

Phoenix ranks 8th among cities for future job growth.

Sources: U.S. Census Bureau 2016 Population Estimates; CBRE 2016 Tech-Thirsty List; Forbes 2016

## Business Startup

**4<sup>th</sup>**

### Best Metro

Phoenix is the 4th best metro for young professionals.

**8<sup>th</sup>**

### Startups

The Phoenix Metro area ranks 8th in startup activity.

**10<sup>th</sup>**

### Hottest

Phoenix ranks 10th among the hottest cities for startups.

Sources: Forbes 2017; Kaufman Index 2017; Fortune 2016

## Among the Best

**1<sup>st</sup>**

### Airport

Phoenix Sky Harbor International Airport ranked as the best airport in the U.S.

**1<sup>st</sup>**

### University

International students select ASU 1st over all other public universities.

**6<sup>th</sup>**

### Popular

Phoenix is the 6th most popular place to live in the U.S.

Sources: USA Today 2016; Institute of International Education 2015; Business Insider 2017

“...the best business case was made to locate the headquarters in Phoenix. It came down to workforce quality and pro-business environment. That’s why we’re coming.”

- Richard Fennessy, CEO  
Kudelski Security  
Cheseaux-sur-Lausanne, Switzerland

## Arizona State University



**1<sup>st</sup>** in the U.S. for Innovation



**73,500** Full-time Students



**12,750** International Students



**135** Countries Represented

Sources: U.S. News & World Report 2017; Arizona State University Fall 2016 Enrollment Trends; Institute of International Education, Open Doors 2016

## Top 10 Countries for Internationally Owned Companies in the Phoenix Metro Area



Icons indicate the key industries represented

- Aerospace
- Healthcare
- Information Technology
- Finance
- Manufacturing

**1 Canada**  
Jobs: 21,400  
243 Companies in 1,024 locations

**2 United Kingdom**  
Jobs: 13,850  
176 Companies in 388 locations

**3 Japan**  
Jobs: 9,700  
149 Companies in 435 locations

**4 Germany**  
Jobs: 8,250  
99 Companies in 355 locations

**5 France**  
Jobs: 7,250  
81 Companies in 201 locations

**6 Netherlands**  
Jobs: 6,300  
70 Companies in 289 locations

**7 Italy**  
Jobs: 5,400  
28 Companies in 144 locations

**8 Switzerland**  
Jobs: 3,700  
65 Companies in 397 locations

**9 Ireland**  
Jobs: 3,150  
40 Companies in 63 locations

**10 Spain**  
Jobs: 2,550  
26 Companies in 84 locations

Source: 2016 Maricopa Association of Governments (MAG) Employer Database

# Key Industries and Leading Companies

 Top 5 companies by number of jobs

 Top 3 internationally owned companies by number of jobs

## Aerospace



**302**  
Companies



**28,400**  
Jobs

Over 2,000 of the aerospace jobs are with internationally owned companies.



## Healthcare



**7,369**  
Companies



**221,500**  
Jobs

30% of internationally owned companies in the healthcare industry are from Germany.



## Information Technology



**1,083**  
Companies



**88,400**  
Jobs

Information Technology companies from the Netherlands employ 2,800 Phoenix area residents.



## Internet of Things (IoT)

Driverless Vehicles



Wearables

Cyber Security



Industry 4.0

Connected Place

## Finance



**5,435**  
Companies



**169,100**  
Jobs

65% of jobs from international companies in the finance sector are from Canada, Switzerland, and Spain.



## Manufacturing



**3,654**  
Companies

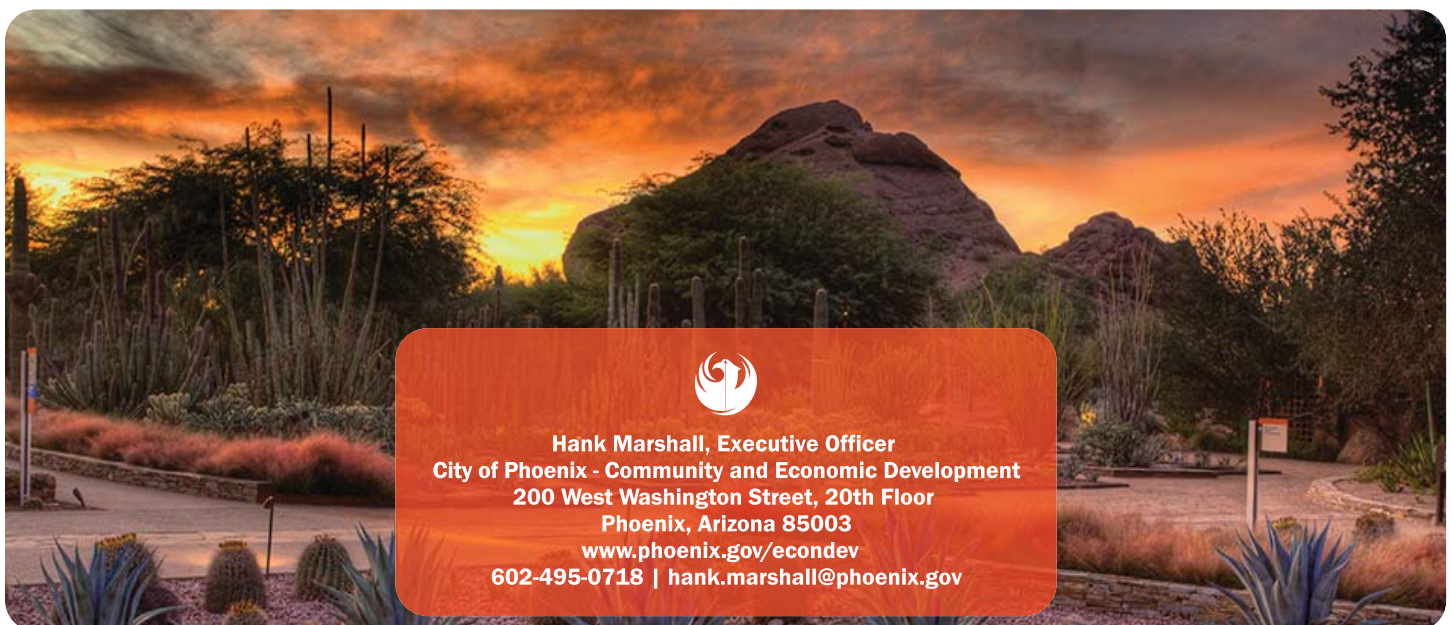
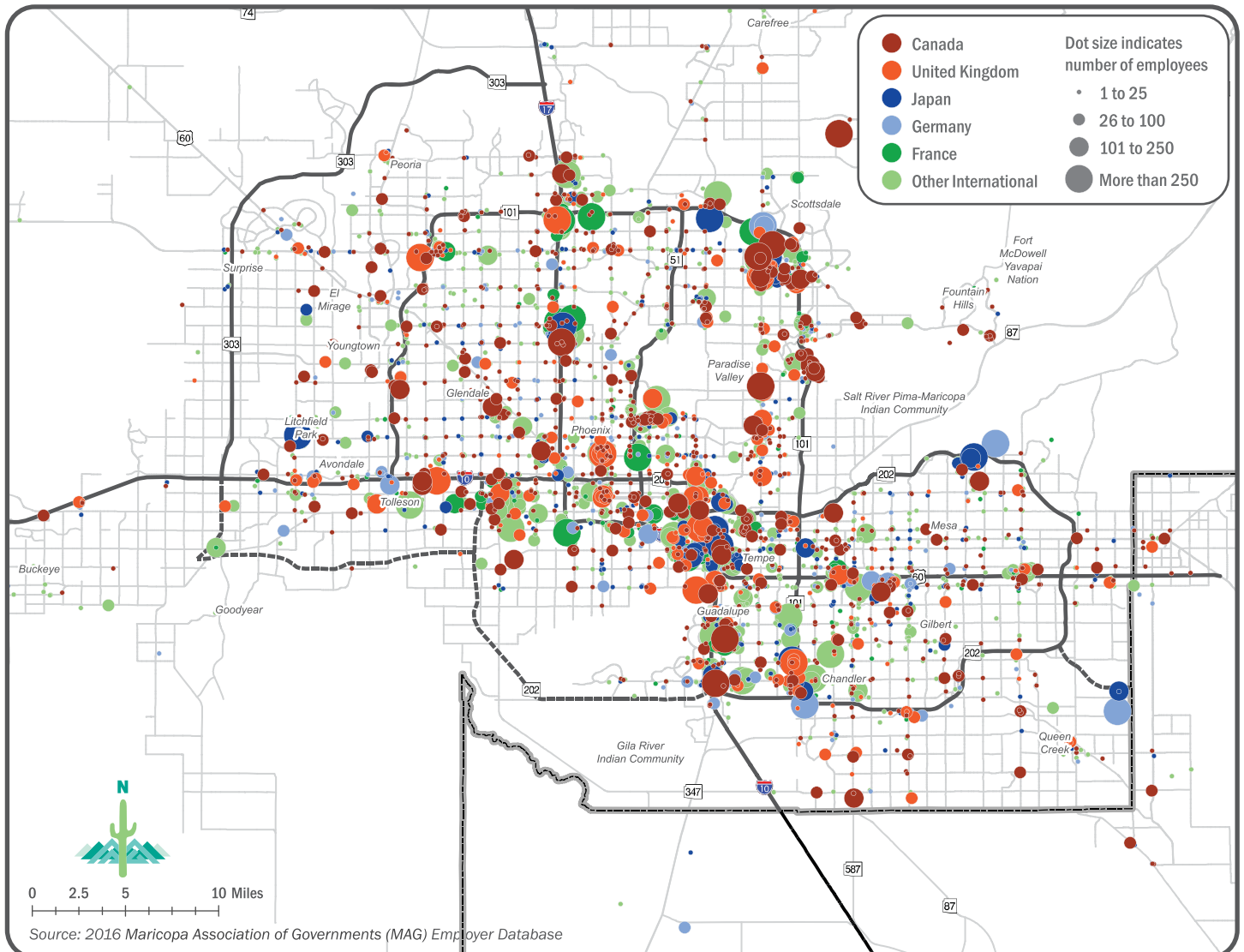


**161,500**  
Jobs

The top 2 internationally owned manufacturing companies are also among the top 5 of all manufacturing companies in the area.



Over 1,350 international companies from 52 countries call Phoenix home. Together they employ more than 52,000 area residents.



**Hank Marshall, Executive Officer**  
**City of Phoenix - Community and Economic Development**  
**200 West Washington Street, 20th Floor**  
**Phoenix, Arizona 85003**  
[www.phoenix.gov/econdev](http://www.phoenix.gov/econdev)  
**602-495-0718 | [hank.marshall@phoenix.gov](mailto:hank.marshall@phoenix.gov)**