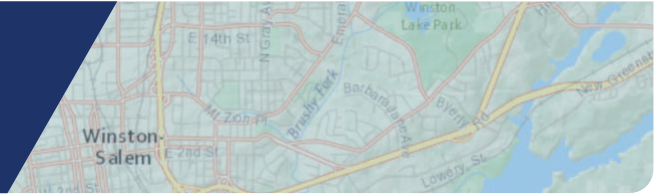


Forsyth County, NC

Regional Profile for Digital Equity



Technology and the need for access to the Internet is vital for the success of residents, businesses, and government. In 2021, the Forsyth County Digital Equity Committees and their consultants, A/R360 Consultants, LLC, developed a Digital Equity Plan to bridge the digital divide and bring digital equity across Forsyth County.

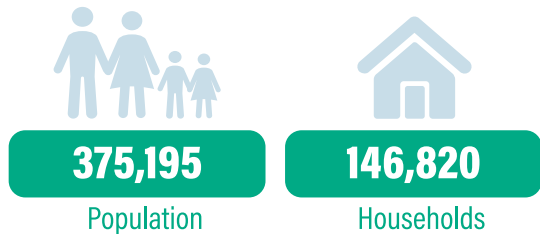
This regional profile serves as a companion document to **Forsyth County's Digital Equity Plan**. The data presented here provide a demographic overview and highlight just some of the inequities among Forsyth County communities. Offering a view of the current state of the county, these data also serve as baseline measures for monitoring progress as Forsyth County achieves digital equity for all residents.

Visit FCDigitalEquity.org for additional information.

Located in the northern part of the State, Forsyth County is the 4th most populous County in North Carolina. Home to a diverse population, the County is rich in history, arts, and innovation.

Digital Access in Forsyth County

There are 13 residential fixed broadband service providers and 5 mobile broadband service providers in the County.



23,570 households in Forsyth County do not have Internet access and 14,400 have no computer.



Fixed Broadband Providers in Forsyth County

for residential consumers by type transmission technology

	DSL	Optical	Cable	Wireless*	Satellite
AT&T North Carolina	●	●			
CenturyLink	●	●			
Charter Communications Inc		●	●		
LV.Net				●	
North State Communications	●	●			
Piedmont Communications Svcs Inc			●		
Riverstreet Networks		●			
Sky Fiber Internet				●	
Skyrunner Inc				●	
Viasat Inc					●
Windstream North Carolina LLC	●	●			
X1 Communications				●	
Yadtel		●			



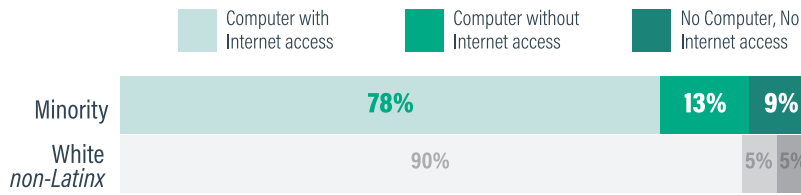
The average monthly cost for Internet service in Forsyth County is \$55.40.

Source: BroadbandNow.com

The Federal Communications Commission (FCC) defines the minimum standard speed for broadband as 25 Mbps download and 3 Mbps upload.

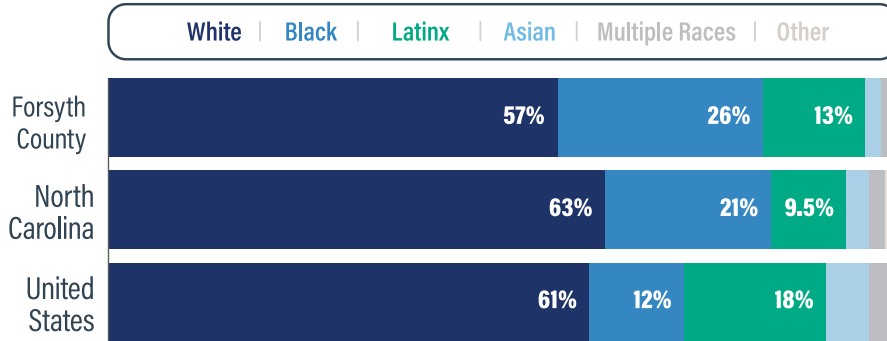
Source: Federal Communications Commission, Fixed Broadband Deployment Data, June 2020 v1. *Wireless refers to terrestrial fixed wireless.

Internet Access in Forsyth County



22% of minorities in Forsyth County do not have Internet access.

Race and Ethnicity*



* Race categories are for the non-Latinx population (i.e. white non-Latinx, Black non-Latinx, etc). Latinx can be of any race.

Diversity

Diversity is measured by the percent of minorities* in the area.

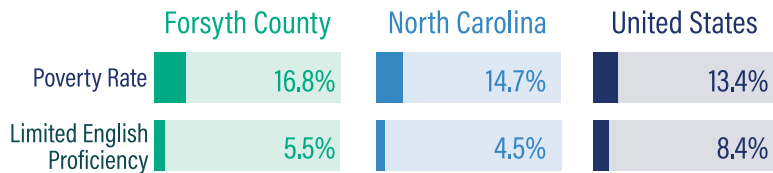
Forsyth County **43%**

North Carolina **37%**

United States **39%**

* Minority is the population who identify as any race or ethnicity other than non-Latinx white.

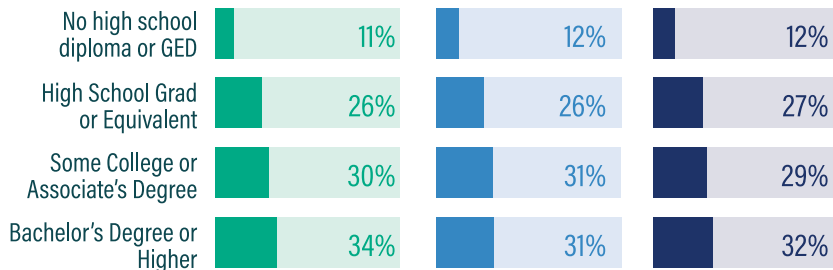
Comparative Demographics



32% of Forsyth County households with income under \$50,000 do not have a broadband Internet subscription.



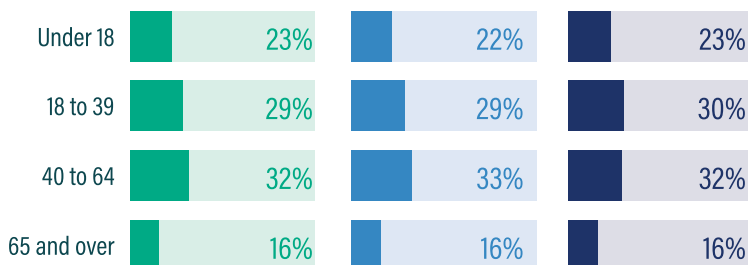
Educational Attainment



Of the Forsyth County residents aged 25 years and over without a high school diploma, 21% do not have a computer and another 18% have a computer without an Internet subscription.



Population by Age

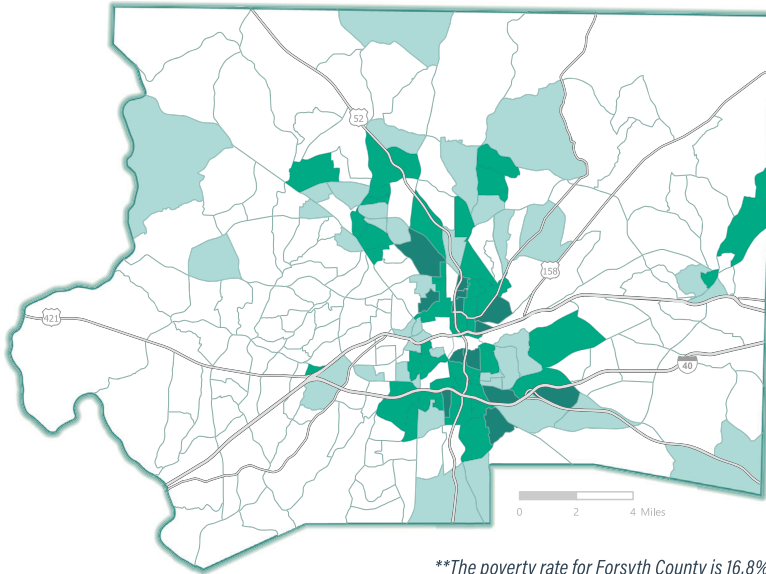


5% of Forsyth County residents under 18 years old do not have a computer and another 8% have a computer without an Internet subscription.

27% of minorities and 10% of whites* are in poverty.

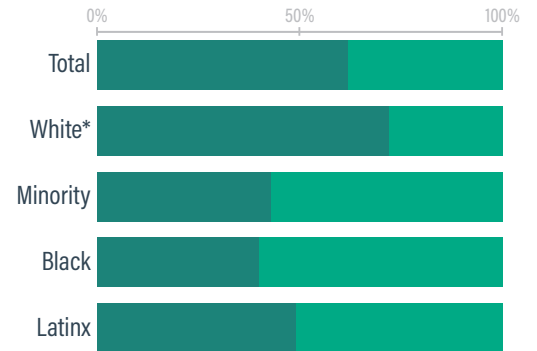
Poverty Rate by Census Block Group

Less than 16.8%** 16.8% to 30% 31% to 50% More than 50%



**The poverty rate for Forsyth County is 16.8%

72% of white* householders own their home but most, or 57%, of minority households rent.



*non-Latinx White



Median Household Income is significantly higher for Whites.*

	Forsyth County	North Carolina	United States
All Households	\$ 51,569	\$ 54,602	\$ 62,843
Non-Latinx White	\$ 63,866	\$ 62,036	\$ 68,785
Black	\$ 33,674	\$ 39,108	\$ 41,935
Latinx	\$ 37,246	\$ 42,397	\$ 51,811



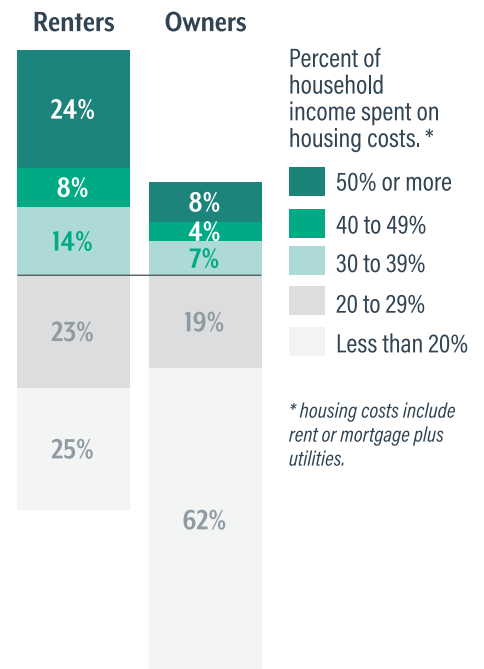
Receipt of SNAP* benefits is higher among minority households.

Households receiving public assistance, such as SNAP*, qualify for phone and broadband benefits through FCC programs.

	Forsyth County	North Carolina	United States
All Households	11%	13%	12%
Non-Latinx White	6%	8%	8%
Minority	21%	22%	20%
Black	23%	25%	25%
Latinx	16%	17%	20%

*non-Latinx White; SNAP is the Supplemental Nutrition Assistance Program (also known as Food Stamps)

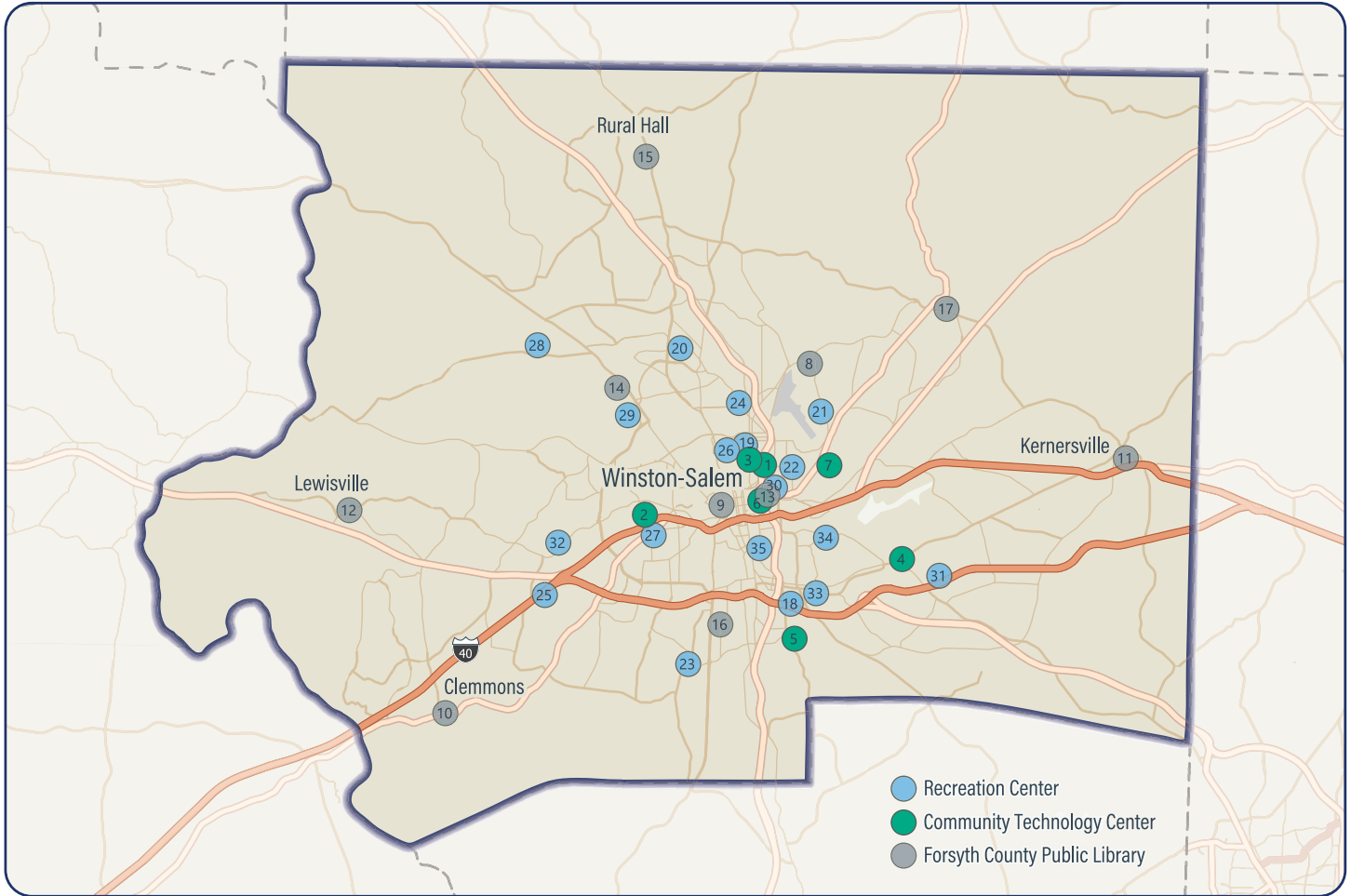
46% of renters and 19% of owners in the County have monthly housing costs that are 30% or more of their household income.



Percent of household income spent on housing costs. *

- 50% or more
- 40 to 49%
- 30 to 39%
- 20 to 29%
- Less than 20%

*housing costs include rent or mortgage plus utilities.



WinstonNet Computer Labs and Public Libraries with Internet and Computer Access

No.	Location	Address	No.	Location	Address
1	Habitat for Humanity	1023 E. 14th St.	19	Black-Phillips-Smith	2301 N. Patterson Ave.
2	Knollwood Baptist Church	320 Knollwood St.	20	Brown & Douglas Recreation Center	4725 Indiana Ave.
3	Neighbors for Better Neighborhoods	1650 Ivy Ave, 27105	21	Carl H. Russell Sr. Recreation Center	3521 Carver School Rd.
4	Praise Assembly Christian Center	3254 Kernersville Rd.	22	Fourteenth St. Recreation Center	2020 14th St.
5	St. Peter's World Outreach	3683 Old Lexington Rd.	23	Georgia Taylor Neighborhood Rec Center	1471 W. Clemmonsville Rd.
6	United Metro Missionary Baptist Church	450 Metropolitan Dr.	24	Hanes Hosiery Recreation Center	501 Reynolds Blvd.
7	Winston Lake Family YMCA	901 Waterworks Rd.	25	Little Creek Recreation Center	610 Foxcroft Dr.
8	Carver School Rd. Branch Library	4915 Lansing Dr.	26	Martin Luther King, Jr. Rec Center	2001 Pittsburg Ave NW
9	Central Library	660 W. Fifth St.	27	Miller Park Recreation Center	400 Leisure Lane
10	Clemmons Branch Library	3554 Clemmons Rd.	28	Old Town Recreation Center	4550 Shattalon Dr.
11	Paddison Memorial Branch Library	248 Harmon Lane	29	Polo Park Recreation Center	1850 Polo Rd.
12	Lewisville Branch Library	6490 Shallowford Rd.	30	Rupert Bell Recreation Center	1501 Mt. Zion Place
13	East Winston Heritage Center Library	1110 E. Seventh St	31	Sedge Garden Community Center	401 Robbins Rd.
14	Reynolda Manor Branch Library	2839 Fairlawn Dr.	32	South Fork Community Center	4403 Country Club Rd.
15	Rural Hall / Stanleyville Branch Library	7125 Broad St.	33	Sprague St. Recreation Center	1350 E. Sprague St.
16	Southside Branch Library	3185 Buchanan St.	34	William Roscoe Anderson Jr. Rec Center	2450 Reynolds Park Rd.
17	Walkertown Branch Library	2969 Main St.	35	William Sims, Sr. Recreation Center	1201 Alder St.
18	Belview Recreation Center	2800 Burgundy St.			